# One Page — Informe Diario de Mercado

23/06/2021

Argenfunds

## Rates

| Instrumento | TNA | |
|---|---|---|
| Caución 7d | 34,67% | 23/06/2021 |
| Caución 30d | 35,64% | |
| BADLAR Priv. (>$1mm) | 34,13% | 22/06/2021 |
| TM20 Priv. (>$20mm) | 33,81% | |
| TPM - Leliq 7D | 38,00% | 23/06/2021 |
| Pases Pasivos 7D | 36,50% | 23/06/2021 |

## BCRA A3500 USD $95,530

| Days | (*) 0,00% Change | Annualized |
|---|---|---|
| 8d | 0,3% | 12% |
| 33d | 1,3% | 15% |
| 61d | 2,6% | 15% |
| 92d | 4,2% | 17% |
| 182d | 14,6% | 29% |
| 365d | 36,4% | 36% |

## Rofex – ARS/USD Futures

| Futures | Maturity | Days | USD | Rates | -d1 | Ch | Op. I |
|---|---|---|---|---|---|---|---|
| SPOT | 23/06/2021 | - | 95,53 | | | | |
| DLR062021 | 30/06/2021 | 7 | 96,07 | 29,5% | 96,14 | -0,07% | 847 |
| DLR072021 | 30/07/2021 | 37 | 98,39 | 29,5% | 98,39 | 0,00% | 487 |
| DLR082021 | 31/08/2021 | 69 | 101,08 | 30,7% | 101,00 | 0,08% | 273 |
| DLR092021 | 30/09/2021 | 99 | 103,73 | 31,6% | 103,55 | 0,17% | 242 |
| DLR102021 | 29/10/2021 | 128 | 106,60 | 33,0% | 106,15 | 0,42% | 192 |
| DLR112021 | 30/11/2021 | 160 | 109,70 | 33,8% | 109,10 | 0,55% | 299 |
| DLR122021 | 31/12/2021 | 191 | 113,80 | 36,5% | 112,90 | 0,80% | 133 |
| DLR012022 | 31/01/2022 | 222 | 118,00 | 38,7% | 117,11 | 0,76% | 40 |
| DLR022022 | 28/02/2022 | 250 | 122,50 | 41,2% | 121,50 | 0,82% | 15 |
| DLR032022 | 31/03/2022 | 281 | 127,25 | 43,1% | 126,25 | 0,79% | 3 |
| | | | | | | | 2.531 |

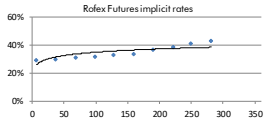


## ARS - USD

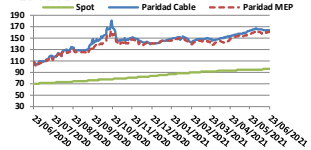


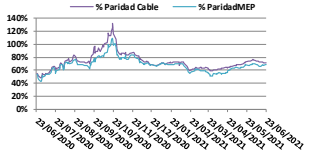


| | $ | % |
|---|---|---|
| Spot | 95,53 | |
| Paridad Cable | 163,971 | 71,64% |
| Paridad MEP | 160,92 | 68,45% |

## Bonds

| Bond | Code | Amt Out. | Coupon | Price | YTM | MD | Maturity |
|---|---|---|---|---|---|---|---|
| Sovereign Bond Inflation Indexed | | | | | | | |
| Boncer 07-21 | TC21 | 57.390 | 2,50% | 518,30 | -2,50% | 0,07 | 22/07/2021 |
| Boncer 08-21 | TX21 | 221.424 | 1,00% | 164,55 | -1,86% | 0,11 | 05/08/2021 |
| Bocon 24 | PR13 | 762 | 2,00% | 740,00 | 0,86% | 1,39 | 15/03/2024 |
| Boncer 03-22 | TX22 | 262.932 | 1,20% | 156,25 | 2,00% | 0,72 | 18/03/2022 |
| Boncer 09-22 | T2X2 | 209.189 | 1,30% | 147,60 | 2,27% | 1,21 | 20/09/2022 |
| Boncer 23 | TC23 | 28.300 | 4,00% | 370,00 | 3,08% | 1,61 | 06/03/2023 |
| Boncer 03-23 | TX23 | 218.924 | 1,40% | 150,75 | 3,64% | 1,70 | 25/03/2023 |
| Boncer 08-23 | T2X3 | 38.369 | 1,45% | 134,04 | 4,39% | 2,05 | 13/08/2023 |
| Boncer 04-24 | TX24 | 145.016 | 1,40% | 142,80 | 4,92% | 2,63 | 25/03/2024 |
| Boncer 25 | TC25P | 29.908 | 4,00% | 335,00 | 5,25% | 3,48 | 27/04/2025 |
| Boncer 11-26 | TX26 | 645.086 | 2,00% | 115,50 | 6,78% | 4,02 | 09/11/2026 |
| Boncer 11-28 | TX28 | 9.243 | 2,25% | 107,60 | 8,05% | 4,51 | 09/11/2028 |
| Disc ARL 05 | DICP | 10.563 | 5,83% | 2.458,0 | 8,41% | 5,54 | 31/12/2033 |
| Par ARL 05 | PARP | 2.861 | 1,77% | 883,00 | 10,95% | 9,46 | 31/12/2038 |
| C-Par ARL 05 | CUAP | 23.668 | 3,31% | 1.377,00 | 10,00% | 10,47 | 31/12/2045 |
| Sovereign ARS Floating Badlar | | | BP + | | | | Spread |
| Bonar Ago 21 | TB21 | 56.149 | 1,00% | 104,50 | 43,80% | 0,10 | 05/08/2021 3,9% |
| Bocon 22 | PR15 | 2.725 | 0,00% | 87,60 | 46,68% | 0,53 | 04/10/2022 6,0% |
| Bonar Abr 22 | AA22 | 53.625 | 2,00% | 105,50 | 46,40% | 0,59 | 04/04/2022 5,8% |
| Bonar Abr 22 | TB23P | 31.321 | 5,25% | 105,50 | 46,42% | 1,08 | 06/02/2023 5,9% |
| Sub-Sovereign ARS Floating Badlar | | | BP + | | | | Spread |
| CABA TD C20 | BDC22 | 3.708 | 5,00% | 106,09 | 46,68% | 0,46 | 24/01/2022 6,0% |
| CABA TD C24 | BDC24 | 22.614 | 3,25% | 98,97 | 51,54% | 1,44 | 29/03/2024 9,6% |
| CABA TD C23 | BDC28 | 13.262 | 3,75% | 91,15 | 51,20% | 2,07 | 22/02/2028 9,4% |
| PBA TD 2022 | PBY22 | 15.182 | 3,83% | 98,00 | 51,95% | 0,71 | 31/05/2022 9,9% |
| PBA TD 2025 | PBA25 | 30.000 | 3,75% | 93,79 | 54,08% | 1,65 | 14/04/2025 11,5% |
| Salta 2021 | SA21 | 400 | 5,00% | 95,62 | 60,79% | 0,41 | 22/12/2021 16,3% |
| Sovereign ARS Fixed | | | | | | | TNA |
| Bond | Code | Amt Out. | Coupon | Price | YTM | MD | Maturity 360/180 |
| Bonte $ Oct 21 | TO21 | 62.500 | 18,20% | 98,55 | 44,42% | 0,23 | 04/10/2021 40,3% |
| Bonte $ May 22 | TY22P | 249.021 | 22,00% | 101,92 | 23,18% | 0,77 | 23/05/2022 22,0% |
| Bonte $ Oct 23 | TO23 | 64.150 | 16,00% | 65,14 | 48,10% | 1,50 | 17/10/2023 43,4% |
| Bonte $ Oct 26 | TO26 | 96.570 | 15,50% | 44,36 | 50,48% | 2,20 | 19/10/2026 45,3% |
| Ledes ARS | | Amt Out. | | Price | TNA | Days | Maturity |
| S30L1 | | 52.377 | | 96,47 | 38,20% | 35 | 30/07/2021 |
| S31G1 | | 30.744 | | 93,57 | 37,45% | 67 | 31/08/2021 |
| S30S1 | | 8.651 | | 90,69 | 38,62% | 97 | 30/09/2021 |
| S29O1 | | 50.643 | | 88,05 | 39,32% | 126 | 29/10/2021 |
| S30N1 | | 11.614 | | 85,50 | 39,18% | 158 | 30/11/2021 |
| Lepases ARS | Days | Amt Out. | BP + | Price | Spread | MD | Maturity TNA |
| SJ301 | 5 | 99.975 | 2,25% | 115,52 | 4,23% | 0,01 | 30/06/2021 38,9% |
| SL301 | 35 | 81.826 | 2,25% | 112,30 | 2,18% | 0,10 | 30/07/2021 37,6% |
| SG311 | 67 | 28.109 | 1,75% | 108,87 | 2,95% | 0,18 | 31/08/2021 39,0% |
| SS301 | 97 | 36.826 | 2,00% | 107,85 | 3,31% | 0,27 | 30/09/2021 40,0% |
| SO291 | 126 | 31.910 | 2,75% | 105,94 | 3,24% | 0,35 | 29/10/2021 40,5% |
| Lecer ARS Inflation Indexed | | Amt Out. | | Price | YTM | Days | Maturity |
| X13S1 | | 62.288 | | 129,41 | 0,16% | 80 | 13/09/2021 |
| X28F2 | | 117.615 | | 112,51 | 1,93% | 248 | 28/02/2022 |
| X31M2 | | 9.240 | | 110,36 | 2,15% | 279 | 31/03/2022 |
| X18A2 | | 22.256 | | 107,91 | 1,98% | 297 | 18/04/2022 |
| X23Y2 | | 63.650 | | 102,81 | 2,05% | 332 | 23/05/2022 |

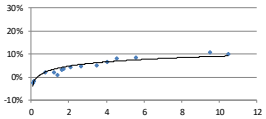

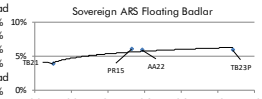


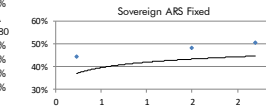


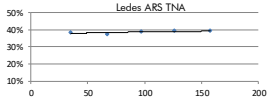


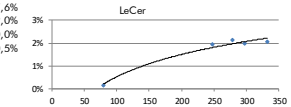


## Bonds

| Bond | Code | Amt Out. | Coupon | Price (1) | YTM | MD | Maturity |
|---|---|---|---|---|---|---|---|
| Sovereign ext. law USD | | | | | | | |
| Bonos Int.29 NYL | GD29 ext | 2.635 | 1,000% | 39,20 | 20,06% | 4,62 | 09/07/2029 |
| Bonos Int. 30 NYL | GD30 ext | 16.091 | 0,125% | 37,15 | 19,71% | 4,95 | 09/07/2030 |
| Bonos Int. 35 NYL | GD35 ext | 20.502 | 0,125% | 32,83 | 17,18% | 7,76 | 09/07/2035 |
| Bonos Int. 38 NYL | GD38 ext | 11.405 | 0,125% | 38,87 | 17,34% | 6,64 | 09/01/2038 |
| Bonos Int. 41 NYL | GD41 ext | 10.482 | 0,125% | 36,80 | 15,57% | 7,51 | 09/07/2041 |
| Bonos Int. 46 NYL | GD46 ext | 2.092 | 0,125% | 33,15 | 17,24% | 6,93 | 09/07/2046 |

(1) Clean

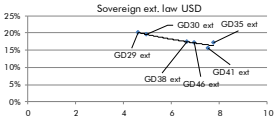


| Bond | Code | Amt Out. | Coupon | Price (2) | YTM | MD | Maturity |
|---|---|---|---|---|---|---|---|
| Sovereign Arg. law USD | | | | | | | |
| Bonar 1% 29 | AL29D | 2.194 | 1,000% | 38,55 | 20,94% | 4,58 | 09/07/2029 |
| Bonar 30 | AL30D | 13.509 | 0,125% | 36,54 | 20,13% | 4,93 | 09/07/2030 |
| Bonar 35 | AL35D | 19.070 | 0,125% | 33,30 | 17,03% | 7,78 | 09/07/2035 |
| Bonar 38 | AE38D | 7.215 | 0,125% | 37,35 | 18,04% | 6,54 | 09/01/2038 |
| Bonar 41 | AL41D | 1.496 | 0,125% | 36,00 | 15,93% | 7,44 | 09/07/2041 |

(2) Dirty

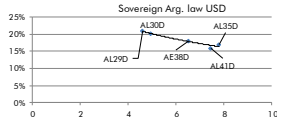


| Bond | Code | Amt Out. | Coupon | Price | YTM | MD | Maturity |
|---|---|---|---|---|---|---|---|
| Sovereign Arg. law USD Linked | | | | | | | |
| Bonte 11-21 - USD Linked | T2V1 | 1.766 | 0,100% | 9.150,00 | 10,60% | 0,42 | 30/11/2021 |
| Bonte 04-22 - USD Linked | TV22 | 1.704 | 0,100% | 9.248,00 | 4,04% | 0,84 | 29/04/2022 |
| Bonte 11-22 - USD Linked | T2V2 | 374 | 0,200% | 9.138,85 | 3,36% | 1,42 | 30/11/2022 |
| Sub-Sovereign USD (3) | Code | Amt Out. | Coupon | Price* | YTM | MD | Maturity |
| Bs. As. 21 NYL | BP21 | 500 | 10,875% | 19,39 | | 0,00 | 26/07/2021 |
| CABA. 21 NYL | CABA21 | 335 | 8,950% | 0,00 | | N.A. | 19/02/2021 |
| Bs. As. PBJ 21 NYL | PBJ21 | 900 | 9,950% | 0,00 | | N.A. | 09/06/2021 |
| Córdoba 21 NYL** | CO21D | 725 | 7,125% | 74,92 | 17,56% | 2,62 | 10/12/2025 |
| Bs. As. 23 NYL | PBF23 | 750 | 6,500% | 30,61 | 140,59% | 0,52 | 15/02/2023 |
| Córdoba 26 | CO26 | 272 | 7,125% | 65,25 | 10,24% | 2,21 | 27/10/2026 |
| Jujuy 27 NYL | JUS22 | 214 | 5,250% | 64,02 | 25,12% | 2,62 | 22/03/2027 |
| Sta Fe 23 NYL** | SF23D | 250 | 7,000% | 93,80 | 14,84% | 1,09 | 23/03/2023 |
| Bs. As. 24 NYL | PBM24 | 1.250 | 9,125% | 47,14 | 91,46% | 0,83 | 16/03/2024 |
| Salta 27 NYL | SA24D | 357 | 5,000% | 68,07 | 19,33% | 3,37 | 01/12/2027 |
| Chaco 24 NYL | CH24D | 250 | 9,375% | 58,35 | 50,99% | 1,32 | 19/08/2024 |
| La Rioja 25 NYL | RIF25 | 300 | 9,750% | 64,77 | 43,91% | 1,29 | 24/02/2025 |
| T.Fuego 27 NYL | TFU27 | 190 | 8,950% | 59,67 | 22,14% | 2,10 | 19/04/2027 |
| Mun. Cord 27 NYL | MUNCOR27 | 156 | 2,125% | 60,89 | 20,85% | 3,38 | 29/09/2027 |
| Chubut 30 NYL | PUL26 | 616 | 7,240% | 76,14 | 13,69% | 3,12 | 26/07/2030 |
| Entre Ríos 28 NYL | ERF25 | 518 | 8,750% | 70,60 | 18,11% | 3,30 | 08/08/2028 |
| Río Negro 28 NYL** | RND25 | 320 | 2,750% | 61,26 | 20,66% | 3,43 | 10/03/2028 |
| Neuquen 30 NYL | NQUEN30 | 377 | 1,250% | 64,07 | 16,54% | 4,22 | 29/04/2030 |
| Córdoba 24 NYL** | CO24D | 725 | 7,450% | 67,44 | 16,76% | 3,96 | 01/06/2027 |
| Bs. As. 27 NYL | PBJ27 | 500 | 7,875% | 45,00 | 32,46% | 3,14 | 15/06/2027 |
| CABA. 27 NYL | CABA27 | 890 | 7,500% | 86,51 | 11,59% | 3,88 | 01/06/2027 |
| Bs. As. 28 NYL | BP28 | 400 | 9,625% | 49,02 | 31,10% | 3,24 | 18/04/2028 |
| Sta Fe 27 NYL** | SF27D | 250 | 6,900% | 73,08 | 15,17% | 3,99 | 01/11/2027 |
| Córdoba 27 NYL** | CO27D | 725 | 7,125% | 62,13 | 16,61% | 4,80 | 01/02/2029 |
| Par Bs.As. NYL | BPLD | 456 | 4,000% | 35,51 | 28,48% | 3,01 | 15/05/2035 |

(3) Bs. As. Bonds - Restructuring soon - Payments freeze

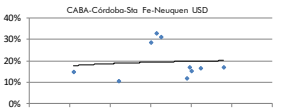


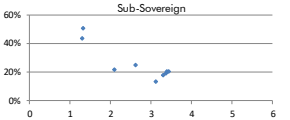


| Corporate USD* | Code | Amt Out. | Coupon | Price | YTM | MD | Maturity |
|---|---|---|---|---|---|---|---|
| Transener 2021** | OTRX9 | 101 | 9,750% | 95,97 | 45,82% | 0,11 | 15/08/2021 |
| CGC 2021** | CPCAO | 300 | 9,500% | 97,71 | 16,57% | 0,34 | 07/11/2021 |
| Genneia 2022** | GNCLO | 500 | 8,750% | 97,78 | 13,23% | 0,52 | 20/01/2022 |
| Edenor 2022** | ODNX9 | 176 | 9,750% | 86,73 | 22,85% | 1,13 | 25/10/2022 |
| AYSA 2023** | AYSA23 | 500 | 6,625% | 53,58 | 59,95% | 1,12 | 01/02/2023 |
| Clisa 2023** | CLISO | 300 | 9,500% | 37,18 | 85,64% | 1,15 | 20/07/2023 |
| Tecpetrol 2022** | TTC1O | 500 | 4,875% | 99,47 | 5,32% | 1,39 | 12/12/2022 |
| YPF 2024 | YPCUO | 1.325 | 8,750% | 89,55 | 16,11% | 1,54 | 04/04/2024 |
| IRSA Prop. 2023** | RPC2O | 360 | 8,750% | 91,61 | 14,86% | 1,50 | 23/03/2023 |
| Cresud 2023 | CSDOO | 113 | 6,500% | 101,00 | 7,48% | 1,48 | 16/02/2023 |
| YPF 03-2025 | YMCEO | 543 | 8,750% | 89,24 | 15,78% | 1,59 | 23/03/2025 |
| Albanesi 2023** | GMFRO | 336 | 9,625% | 76,12 | 26,52% | 1,61 | 27/07/2023 |
| Pampa 2023** | PTSTO | 491 | 7,375% | 97,35 | 8,99% | 1,82 | 21/07/2023 |
| Arcor 2023** | RCC9O | 500 | 6,000% | 98,69 | 6,81% | 1,83 | 06/07/2023 |
| AA2000 2027** | AERAO | 375 | 6,875% | 82,55 | 15,81% | 2,22 | 01/02/2027 |
| CGC 2025** | CP17O | 197 | 9,500% | 92,20 | 13,47% | 2,17 | 08/09/2025 |
| AES Arg. G. 2024** | AECAO | 300 | 7,750% | 84,26 | 15,84% | 2,14 | 02/02/2024 |
| Raghsa 2024** | RA31O | 120 | 7,250% | 94,42 | 9,83% | 2,36 | 21/03/2024 |
| Capex 2024** | CAC2O | 389 | 6,875% | 93,44 | 9,74% | 2,52 | 15/05/2024 |
| Telecom 2025** | TLC5O | 300 | 8,000% | 98,26 | 8,83% | 2,59 | 06/08/2025 |
| YPF 2025 | YCA6O | 1.500 | 8,500% | 78,95 | 16,26% | 3,07 | 28/07/2025 |
| TGS 2025** | TSC2O | 500 | 6,750% | 93,43 | 8,98% | 3,32 | 02/05/2025 |
| Telecom 2026** | TLC1O | 400 | 8,000% | 93,49 | 9,88% | 3,89 | 18/07/2026 |
| Galicia 2026** | BYC2O | 250 | 8,250% | 92,79 | 9,30% | 3,96 | 19/07/2026 |
| Macro 2026** | BACAO | 400 | 6,750% | 83,18 | 11,27% | 4,28 | 04/11/2026 |
| YPF 2027 | YCAMO | 1.000 | 6,950% | 71,47 | 14,58% | 4,33 | 21/07/2027 |
| Pampa 2027** | MGC1O | 690 | 7,500% | 90,51 | 9,97% | 4,25 | 24/01/2027 |
| YPF 2029 | YMC1O | 500 | 8,500% | 73,40 | 14,65% | 4,92 | 27/06/2029 |
| YPF 2047** | YCANO | 750 | 7,000% | 65,48 | 11,34% | 9,03 | 15/12/2047 |

** Dirty Price

** Callable Bond - Yield to Maturity

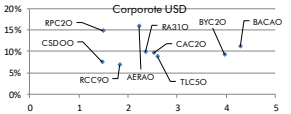


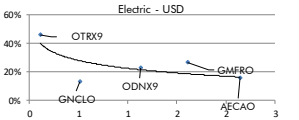


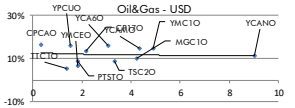


El presente documento ha sido realizado por Argenfunds S.A. con fines estrictamente informativos. No debe ser tomado como una invitación a suscribir cuotapartes ni como una oferta de compra o venta de valores. El documento se ha realizado con fuentes de información consideradas confiables, pero la empresa no puede garantizar la exactitud de las mismas. Los fondos comunes de inversión están sometidos a variaciones en los precios de los activos que pueden afectar su rendimiento. Los rendimientos pasados de los fondos comunes de inversión no garantizan el desempeño futuro de los mismos. Las inversiones en cuotapartes del Fondo no constituyen depósitos en Banco Macro S.A. a los fines de la Ley de Entidades Financieras ni cuentan con ninguna de las garantías que tales depósitos a la vista o a plazo puedan gozar de acuerdo con la legislación y reglamentación aplicables en materia de depósitos en entidades financieras. Asimismo, Banco Macro S.A. se encuentra impedida por normas del Banco Central de la República Argentina de asumir, tácita o expresamente, compromiso alguno en cuanto al mantenimiento, en cualquier momento, del valor del capital invertido, al rendimiento, al valor del rescate de la cuota partes o al otorgamiento de liquidez a tal fin. Gráficos de Elaboración propia. Fuentes Rofex CAFCI y Bolsar